



IP 67  
ACCORDING TO  
EN 60529:1991+A1:2001  
IEC 60529:2001



## SPECIFICATIONS

**MECHANICAL LIFE:** 40,000 make-and-break cycles.

**CONTACT RATING:** 0.4 VA max. @ 20 V AC or DC max.

**CONTACT RESISTANCE:** Below 100 mΩ typ. initial @ 2-4 V DC, 100 mA.

**INSULATION RESISTANCE:** 500 MΩ min.

**DIELECTRIC STRENGTH:** 500 Vrms min. @ sea level.

**OPERATING TEMPERATURE:** -30°C to 85°C

## MATERIALS

**HOUSING AND BASE:** Glass filled nylon 6/6 or 4/6, flame retardant, heat stabilized (UL94V-0)

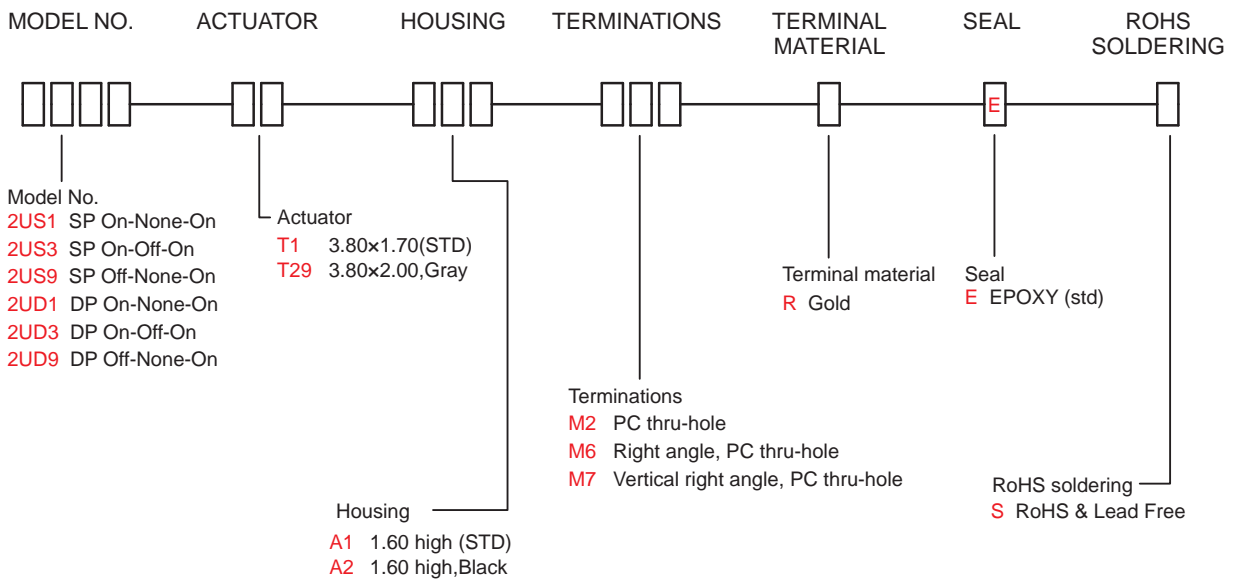
**ACTUATOR:** Glass filled nylon 6/6, flame retardant, heat stabilized (UL94V-0), with standard internal o-ring seal.

**SWITCH SUPPORT:** Steel, with Sn plated.

**CONTACT:** Phosphor bronze, Gold plated.

**TERMINALS:** Brass, Gold plated.

## HOW TO ORDER



NOTE: T29A2 type only for 2US1/2US3/2UD1/2UD3 function

# 2U Series

Sealed Ultraminiature Toggle Switches

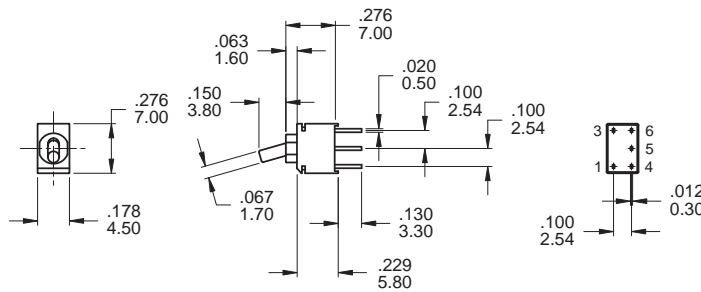
## SWITCH FUNCTION

NO. POLES	MODEL NO.	SWITCH FUNCTION			CONNECTED TERMINALS / SCHEMATIC		
		POS.1	POS.2	POS.3	POS.1	POS.2	POS.3
SP	2US1	ON	NONE	ON	5-6	N/A	5-4
	2US3	ON	OFF	ON		OPEN	
	2US9	OFF	NONE	ON	OPEN	N/A	4-6
DP	2UD1	ON	NONE	ON	2-3,5-6	N/A	2-1,5-4
	2UD3	ON	OFF	ON		OPEN	
	2UD9	OFF	NONE	ON	OPEN	N/A	

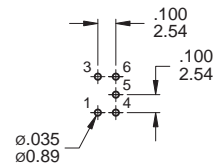
MOM= MOMENTARY

## POLE OPTIONS

M2



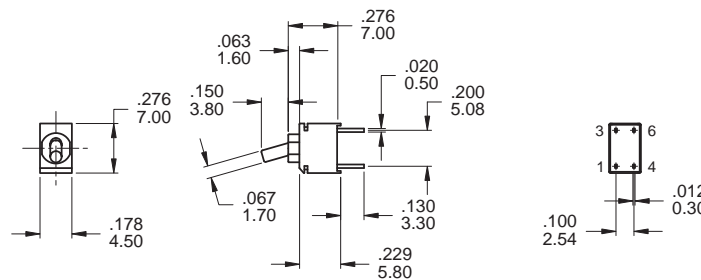
P.C. MOUNTING



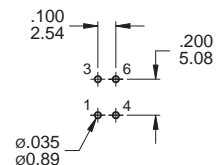
SPDT

Part No. Shown : 2US1T1A1M2RES

M2



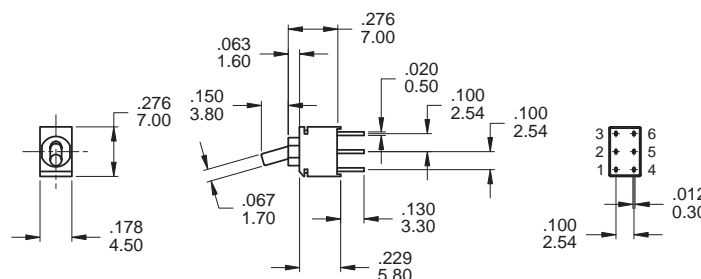
P.C. MOUNTING



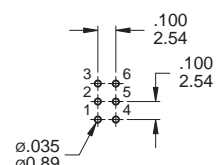
SPDT

Part No. Shown : 2US9T1A1M2RES

M2



P.C. MOUNTING

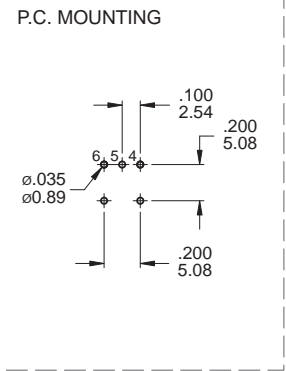
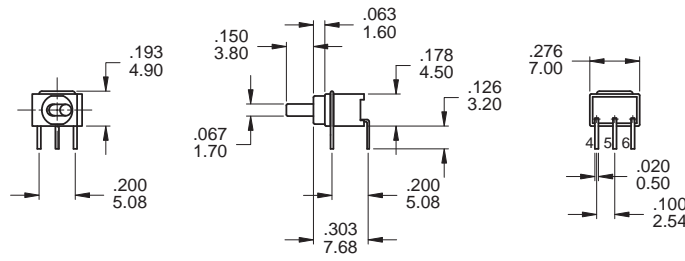


DPDT

Part No. Shown : 2UD1T1A1M2RES

2U Toggle Switches

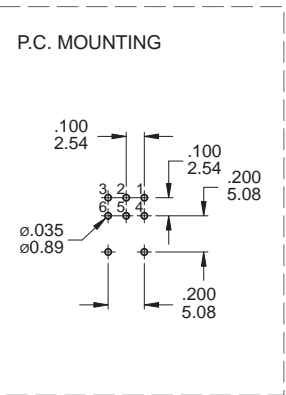
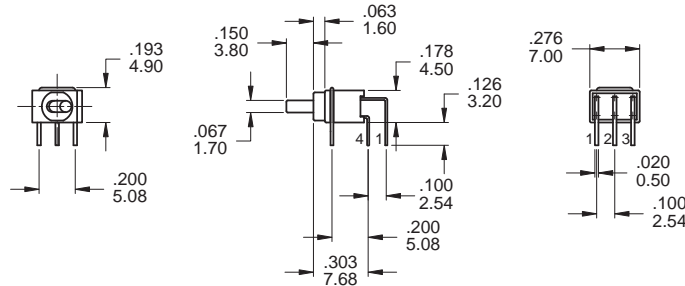

### M6



### SPDT

Part No. Shown : 2US1T1A1M6RES

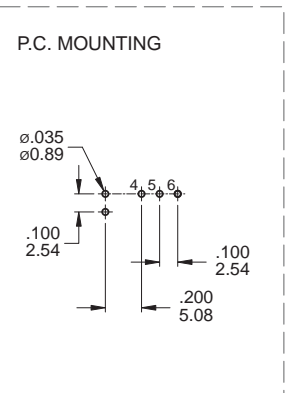
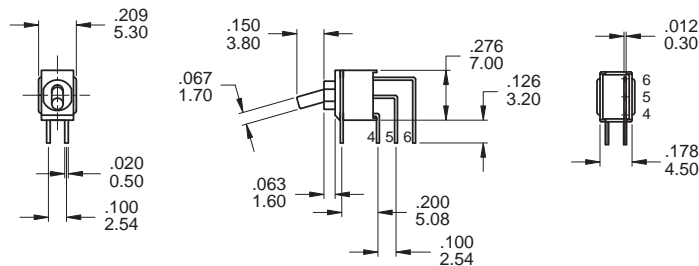
### M6



### DPDT

Part No. Shown : 2UD1T1A1M6RES

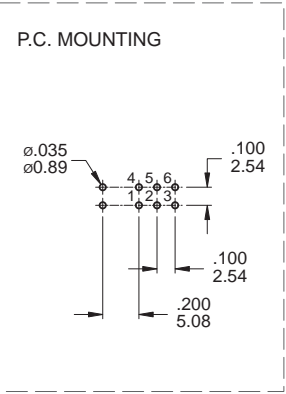
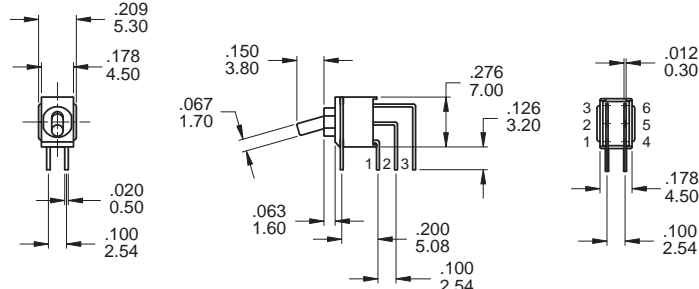

### M7



### SPDT

Part No. Shown : 2US1T1A1M7RES

### M7



### DPDT

Part No. Shown : 2UD1T1A1M7RES

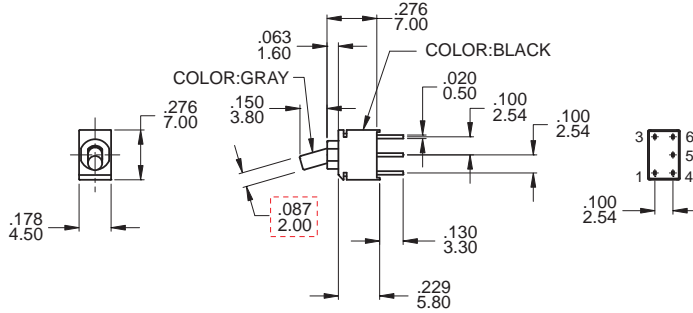
2U Toggle Switches

# 2U Series

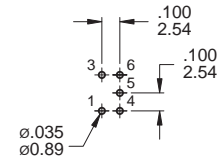
Sealed Ultraminiature Toggle Switches

\* T29A2 type only for 2US1/2US3/2UD1/2UD3 function

## M2



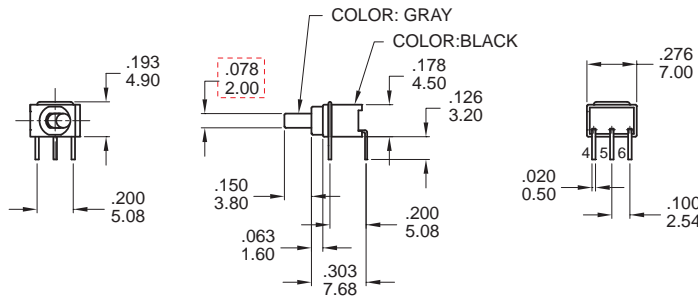
### P.C. MOUNTING



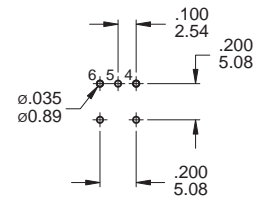
## SPDT

Part No. Shown : 2US1T29A2M2RES

## M6



### P.C. MOUNTING



## SPDT

Part No. Shown : 2US1T29A2M6RES

## SOLDERING PROCESSES

### WAVE SOLDERING:

Recommended Soldering Temperature:  $270 \pm 5^\circ\text{C}$

Duration of Solder Immersion: Max 5 sec. (PCB is 1.6mm in thickness)